



Spin Dryers Vegetable Dryer, 10 Kg with basket

ITEM # _____

MODEL # _____

NAME # _____

SIS # _____

AIA # _____

601985 (ELX65-20)

10 kg Vegetable Dryer with 65 lt basket volume. Spin drying automatic cycle. Stainless steel basket with aluminium Base

Short Form Specification

Item No. _____

Body and panels in stainless steel, lid in plastic material. Removable stainless steel basket with aluminium base (65 liters). Touch button control panel. Two cycles: "automatic" which alternates rotation with several sudden stops (for all vegetables); "manual" thanks to the adjustable timer up to 59 minutes (for delicate vegetables). Residual water is eliminated by means of an outlet pipe. Equipped with self-breaking motor which stops the machine after the set drying cycle. V-ribbed belt drive. Basket rotation speed: 330rpm. Load capacity: 10 kg.

Main Features

- Spin drying automatic cycle with short drying time (1 to 2 minutes).
- "Automatic" cycle alternates rotation to several sudden stops, suitable for all vegetables.
- "Manual" cycle uses adjustable timer up to 59 minutes, to be used for delicate vegetables.
- Outlet pipe eliminates residual water.
- Timer with digital display and countdown.
- Safety device stops the machine when the cover is opened.
- Electrical braking system to stop basket rotation in a matter of seconds at the end of the cycle or when lid is opened.
- Heavy vegetable load per cycle: 10 kg.
- Light vegetables load per cycle: 13/15 units of lettuce heads.

Construction

- Stainless steel body and panels.
- Basket rotates at approximately 330 rpm.
- Removable stainless steel basket (base in aluminium), 65 liters capacity.

Included Accessories

- 1 of Stainless steel basket with PNC 653303 aluminium base for 10 kg vegetable dryer

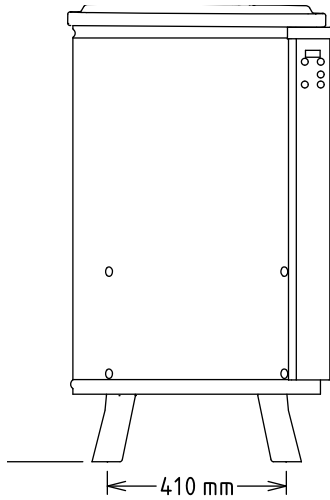
Optional Accessories

- Stainless steel basket with PNC 653303 aluminium base for 10 kg vegetable dryer
- Additional plastic basket for 10 PNC 653304 kg vegetable dryer

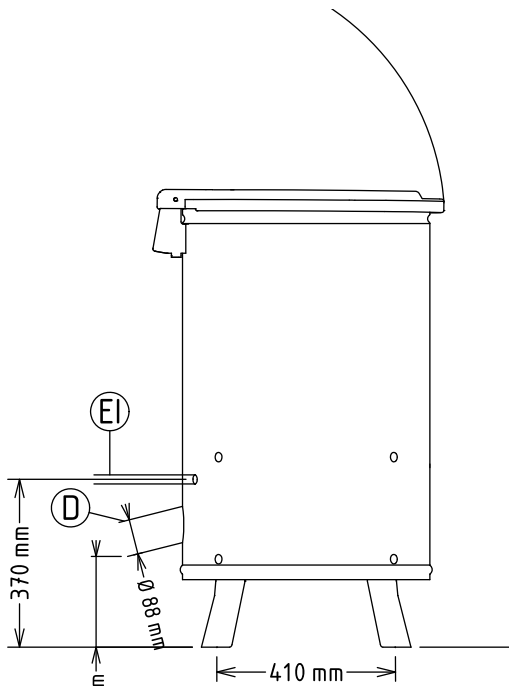
APPROVAL: _____



Front

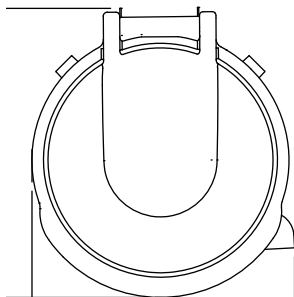


Side



D = Drain
 EI = Electrical inlet (power)

Top



Electric

Supply voltage:

601985 (ELX65-20) 200-240 V/3 ph/60 Hz

Electrical power max.: 0.75 kW

Total Watts: 0.75 kW

Capacity:

Performance (up to): ISO 9001; ISO 14001 kg/
 Cycle

Key Information:

Well Capacity: 65 lt

Usable well capacity: 65 lt

Load per cycle - light
 vegetables: 18 UNITS OF LETTUCE

Load per cycle - heavy
 vegetables:

External dimensions, Width: 578 mm

External dimensions, Depth: 639 mm

External dimensions, Height: 1005 mm

Shipping weight: 68 kg